

MAXPEDITION®



RIFTPOINT™
15L CCW-ENABLED BACKPACK
OWNER'S MANUAL

AGR™ ADVANCED
GEAR RESEARCH

RPTBLK
Black

Model RPT

SIZE 8 x 10 x 15.5 in
20.3 x 25.4 x 39.4 cm

CAPACITY 915 cu in
15 L

WEIGHT 2.3 lb
1 kg

FABRICS 500D Hex Ripstop Nylon
1000D Plain Weave Nylon



Teflon® is a registered trademark of The Chemours Company FC, LLC, used under license by Maxpedition

RPTTAN
Tan



RPTGRY
Gray



FEATURES

RIFTPOINT™

Custom fabricated Shapeshift™ webbing handle

Lockable main compartment

Padded compartment with exterior loop field

Ample internal organization

Attachment Lattice System - ATLAS™
Cut from 840D Nylon-TPU Composite

Ergonomic backpack straps
with attachment points

Two-way access to fully loop
lined rear CCW compartment

CCW compartment with
Security Lockout Strip

Adjustable sternum strap



FEATURES - FRONTAL

RIFTPOINT™



FEATURES - REAR

RIFTPOINT™



1
Ergonomic backpack straps with attachment points




2
Two-way access to fully loop-lined rear CCW compartment



3
CCW compartment with Security Lockout Strip



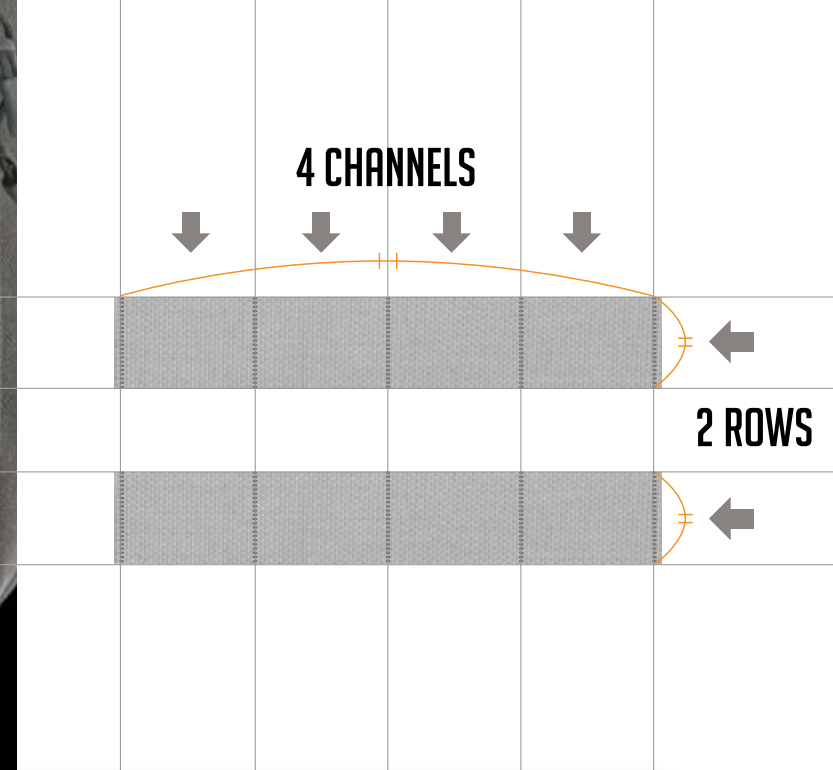
4
Adjustable sternum strap



5
Bi-Level High-Grade 3D Airmesh Backing



6
Skin Friendly Nylon Seatbelt Webbing



ATTACHMENT LATTICE SYSTEM - ATLAS™

ATLAS™ panels, which are cut from an ultra-tough 840-Denier Nylon-TPU composite, can be used for easy attachment of MOLLE-compatible pouches. The composite material is resistant to water, weather, heat, cold, UV and abrasion.

MOLLE/PALS EQUIVALENT



TO ATTACH ACCESSORIES USING THE TACTIC® POLYMER JOINING CLIPS:



1 Slide the clip through attachment backing of the pouch until head catches, then insert tail under the first row on the pack/garment.



2 Weave the tail back through the next row on the pouch.



3 Weave the tail through the next row on the pack/garment.



4 Repeat weaving process as needed depending on the length of the clip.



5 Insert the tail under the bridge, making sure both the tab and the tooth have both clicked into place.



6 Maximum strength and security are achieved when the pouch and the pack/garment are fully interwoven.



CCW COMPARTMENT WITH DOUBLE SECURITY CLOSURE

Since the back of the pack has dual side access, a Security Lockout Strip is included. To secure the zipper that is not being used, open that zipper fully. Place the Lockout Strip face down on the loop lining, as close to the zipper track as possible. Using both hands, compress the compartment so the Security Lockout Strip is attached to both sides of the loop lining. Close the zipper and that opening is now fully secure and the compartment can only be accessed from one side. This extra security measure also prevents items from accidentally breaching the zipper and falling out of the pack.

ERGONOMIC BACKPACK STRAPS

Padded quick release backpack straps make for a more ergonomic and comfortable fit. Put on the pack and pull the adjustment straps down at about a 30-degree angle downwards. As soon as the pack is in a comfortable position, stop pulling the adjustment straps and buckle the sternum strap.



FUNCTIONS - EXTERNAL

RIFTPOINT™

CUSTOM FABRICATED SHAPESHIFT™ WEBBING HANDLE

This specially developed narrow fabric transitions seamlessly between flat to round cross-sections. Flat webbing may be abrasive on hands, so the rounder Shapeshift™ webbing makes the pack more comfortable to hand carry.



LOCKABLE MAIN COMPARTMENT

Lockable YKK#10 zipper sliders allow you to secure the main compartment with a padlock, keeping your valuables safe and secure. Bring the sliders together until the hoops are overlapping, put the lock through, and secure the lock. Maxpedition® recommends a TSA approved lock when traveling.

PADDED COMPARTMENT WITH EXTERIOR LOOP FIELD

With a loop lined soft interior, this pocket is ideal for storing small accessories that you want to keep handy. A loop field has been added to the exterior to attach morale patches.



POSITIVE GRIP ZIPPER PULLS

Positive grip zipper pulls are designed to fit a finger in order to get a better grip when opening/closing zippers. They also allow you to grab them from any direction and get a positive grip.



FUNCTIONS - EXTERNAL

ADJUSTABLE STERNUM STRAP

After the shoulder straps have been adjusted properly, adjust the sternum strap so that it sits comfortably on your chest below the collarbone by sliding the straps up or down. Buckle and cinch to compress. Use the elastic loops to keep excess strap webbing from hanging loose. This will enable you to distribute the pack weight more evenly.



BOTTOM TIE-DOWN STRAPS

Tie-down straps allow you to externally attach gear to your pack, such as a small tent, sleeping bag, or jacket. Loosen the straps, then cinch to compress and keep your cargo secure. Use the elastic loops to keep excess strap webbing from hanging loose.

FUNCTIONS - INTERNAL

RIFTPOINT™

PADDLED TOP POCKET

This padded pocket is ideal for storing sunglasses, electronics, and valuables that you do not want to get scratched or broken. Attach patches to the loop field on the exterior.



FRONT ADMIN COMPARTMENT

Multiple pockets are available to keep small and medium objects organized and secure. A zippered Gossamer™ mesh pocket keeps your contained items visible.



FUNCTIONS - INTERNAL

RIFTPOINT™

MAIN COMPARTMENT

Ample space and organizer pockets allow you to store your gear in multiple configurations. The high visibility gray interior lining allows you to easily see your gear even in low light. A rear sleeve has been added to accommodate most tablets or a 13" laptop computer.



FLEECE-LINED MAIN COMPARTMENT

An interior loop field in the main compartment allows you to attach Maxpedition Hook-&-Loop accessories to add an additional layer of organization to your pack.

FRAY-RESISTANT GOSSAMER™ MESH

Gossamer™ mesh pockets are a medium gray while other details such as elastic loops and zippers are dark gray, providing visually distinguishable areas for gear storage. The Gossamer mesh is also partially see-through in order to view contents without opening the pockets.

SUBTLE HEXAGON PATTERN FABRIC

The inside is lined with a gray 420-Denier nylon fabric. The fabric is heat-embossed with a light tessellated hexagon pattern and can only be seen from certain angles of light. This serves as an anti-counterfeit measure so you know you are getting a genuine Maxpedition® product. To check for the hexagon fabric, open the main compartment of the pack. Slowly move the pack back and forth so that different angles put lighting on the fabric. If the hexagons cannot be seen in the fabric, it is not a genuine Maxpedition® product.



CARE TIPS

GENUINE YKK® ZIPPERS AND ZIPPER TRACKS

- To increase the longevity of the YKK® zippers and tracks:
- Zippers should be kept away from directly striking hard objects (e.g. stones etc.).
 - Avoid improper treatment of the painted (coated) zippers, such as direct striking, scratching, or wearing against hard objects.
 - Do not apply strong or high concentrations of bleaching agents.
 - Do not forcibly close a zipper on a bag that has been overfilled.
 - If a slider is caught on thread or cloth, do not free the slider by force. Pull the slider back, removing the trapped thread or cloth. When the slider bites deeply into cloth, do not force it back but work it back gently.



CLEANING INSTRUCTIONS

- After each trip, thoroughly clean your pack.
- Rinse your pack with fresh water if dirt, sweat, salt and stains have worked their way into fabrics, webbing or mesh.
- To clean, simply wipe down with a damp cloth and allow the gear to dry naturally in a well-ventilated area out of direct sunlight.
- Do not machine wash.
- Do not use detergent or bleach on fabrics or webbing.
- Clean the zippers using a mild soap, warm water and a soft brush. Flush water and soap through the buckles. Keeping dirt and debris out of the zippers and buckles will help keep them in proper working condition.



RIFTBLADE / 30L

RIFTCORE / 23L

RIFTPOINT / 15L

SIZE COMPARISON

Above is a size comparison of the Riftblade, Riftcore and Riftpoint on a 5'10" 180lbs male.




COMPONENTS & MATERIALS

RIFTPOINT™



YKK® Zippers with Positive Grip Zipper Pulls




Fray-Resistant Gossamer™ Mesh



Very Visible Grayscale Interior



Lightweight Anti-Break Duraflex® Xlite® Buckles



Dual Nylon Fabric Construction 500D Hex Ripstop / 1000D Plain Weave




ATtachment LAttice System - ATLAS™ Cut from 840D Nylon-TPU Composite



CCW Compartment with Security Lockout Strip



Skin Friendly Nylon Seatbelt Webbing



Bi-Level High Grade 3D Airmesh Backing



Interior Loop Field



Custom Fabricated Shapeshift™ Webbing Handle



Circular Reinforcement Bartacks



Padded Compartment



Anti-Counterfeit Logo Embossed 420D Nylon Liner



High Quality Embroidered Logo

CONTACT

Phone: 310.768.0098
 Fax: 310.515.5950
 General: Info@Maxpedition.com
 Customer Service: CS@Maxpedition.com
 Government: Gov@Maxpedition.com
 Wholesale: Dealer@Maxpedition.com

CONNECT

Maxpedition.com
 www.Facebook.com/Maxpedition
 www.Twitter.com/Maxpedition
 www.Maxpedition.TV
 www.Instagram.com/Maxpedition
 www.MaxpeditionInAction.com

DISCLAIMER

Maxpedition will not be held responsible for typographical errors, technical inaccuracies, or omissions. It is the responsibility of the customer to determine the suitability of Maxpedition products for use in his/her particular application, to follow all firearms safety rules, and to abide by all applicable laws.

IP

Maxpedition stylized font and footprint logo, Maxpedition wordmark, Gearslinger, Versipack, Rollypoly and TacTie are federally and/or internationally registered trademarks of Edgygear Inc. Products depicted in this catalog are protected by U.S. or international patents and/or patents pending.



Copyright © 2018 Edgygear Inc. All Rights Reserved.

MAXPEDITION®



RIFTPOINT™

AGR™ *ADVANCED
GEAR RESEARCH*